





























# Hose overview chart

	Hose Size	Hose Reinforcement	Temperature Range (°F)												Standard Temp. Range °F	SAE	ISO	EN	Page			
			-4	-5	-6	-8	-10	-12	-16	-20	-24	-32	-40	-48								
A	GlobalCore		3000		3000	3000	3000	3000	3000	3000	3000	3000	3000					-40/+212/+257	18752		A-13	
			4000		4000	4000	4000	4000	4000	4000	4000	4000	4000					-40/+212/+257	18752		A-14	
					4000	4000	4000	4000	4000									-40/+212/+257	18752		A-15	
			5000		5000	5000	5000	5000	5000	5000	5000	5000	5000						-40/+212/+257	18752		A-16
			6000		6000	6000	6000	6000	6000	6000	6000	6000	6000						-40/+212/+257	18752		A-17
B	Constant Working Pressure		3000		3000	3000	3000	3000	3000	3000								-40/+212	100R17		A-18	
					3000	3000												-40/+212	100R17	11237-1	A-19	
												3000	3000					-40/+212			A-20	
			4000		4000	4000	4000	4000										-40/+212	100R19		A-21	
					4000	4000	4000	4000	4000	3000	2500	2500						-40/+257	100R12	3862-1-R12	856-R12	A-22
								5000	5000	5000	5000											A-23
													5000					-40/+257	100R13	3862-1-R13	856-R13	A-23
									5000	5000	5000	5000						-40/+257	100R13	3862-1-R13	856-R13	A-24
									6000	6000	6000	6000						-40/+257	100R15	3862-1-R15		A-25
									6000	6000								-40/+257	100R15	3862-1-R15		A-26
C	Hydraulic – Industry Standard		10500		10000												-40/+120	100R2AT			A-27	
			3250	3125	2600	2325	1875	1525	1275	900	725	575						-40/+212	100R1AT	1436-1-1SN		A-28
			3250	3250	3000	2500	2000	1750	1275									-40/+212	100R1AT	1436-1-1SN	853-1SN	A-29
			2750		2250	2000	1500	1250	1000	625	500	375						-50/+302	100R1AT			A-30
			5800	5000	4750	4000	3600	3100	2400	1800	1300	1150						-40/+212	100R2	1436-1-2SN		A-31
			5000	4250	4000	3500	2750	2250	2000									-40/+257				A-32
					4000	3500	2750	2250	2000									-55/+302	100R16			A-33
			5800		5000	4250	3625	3125	2500									-40/+212		11237	857-2SC	A-34
					5000	4250												-40/+212		11237	857	A-35
											2250	1800	1300					-40/+212			857-2SC	A-36
D		3000		3000	2500	1500	1250	1000									-40/+212	100R1			A-37	
		5000		4000	3500	2750	2250	2000									-40/+212				A-38	
											3000	2500	2500				-40/+257	100R12 J1942	3862-1 Type R12	Type R12	A-39	
E																						

# Hose overview chart

	Hose Size	Hose Reinforcement	Temperature Range (°F)												Standard Temp. Range °F	SAE	ISO	EN	Page		
			-4	-5	-6	-8	-10	-12	-16	-20	-24	-32	-40	-48							
Hydraulic	721/721TC				4000	4000	4000	4000	4000	3000	2500	2500				-40/+257	100R12	3862-1-R12	856-R12	A-40	
	721ST					4000	4000	4000	4000	3000						-40/+257	100R12	3862-1-R12	856-R12	A-41	
	701				6500	6000	5000									-40/+212		3862-1-4SP	856-4SP	A-42	
	731							6000	5500	4700	4200	3600				-40/+212		3862-1-4SH	856-4SH	A-42	
Suction and Return Line	811/811HT with HC							100	70	50	50	50	62		-40/+212 / +257	100R4				A-43	
	811/811HT with 81							300	250	200	150	100	62		-40/+212 / +257	100R4				A-44	
	881 with HC							100	70	50	50	50	62		-40/+257	100R4				A-44	
	881 with 43/81/DB							300	250	200	150	100	62		-40/+257	100R4				A-44	
Push-Lok	801		350		350	300	300	300	200							-40/+257					A-45
	836		400		400	400	350	300								-55/+302					A-47
	804		150		150	150	150	150								-40/+176					A-47
	821FR		350		300	300		250								-40/+212					A-48
	821		350		300	300	250	250								-40/+212					A-48
Phosphate Ester	304		5000		4000	3500	2750	2250	2000	1625	1250	1125				-40/+176					A-50
	774							4000	4000	3000	2500	2500				-40/+176					A-50
	424								1000	625	500	375				-40/+176					A-49
	F42					6000		6000	6000	6000						-40/+176					A-51
Low-Temp	472LT		5800		5000	4250	3625	3125	2500							-70/+212			857		A-52
	722LT				4000	4000	4000	4000	4000	3000	2500					-70/+212	100R12	3862-1-R12	856		A-53
	792LT								6000	6000	6000					-70/+212	100R15				A-53
Transportation	293		500		500	500	450	450	450							-58/+302	J1402 AI				A-54
	213		2000	1500	1500	1250	1000	750	400	300	300	200	175			-50/+302	J1402 AI				A-55
	266		2000	1500	1500	1250	1250	750	400	300	250					-55/+302	J1402 AII				A-56
	201		3000	3000	2250	2000	1750	1500	800	625	500	350	350	200		-40/+302	100R5/J1402 AII				A-57
	206		3000	3000	2250	2000	1750	1500	800	625	500	350	350			-55/+302	100R5/J1402 AII				A-58
	226		2000		1500	1250	1250	750	500							-40/+302	J1402				A-59
	611HT		400		400	400	350	300								-55/+302	J517 100R6		854		A-60
	271				225	225										-50/+212	J1402 A				A-61
Alternative/Marine	SS23CG				425	425	425	425								-40/+250					A-62
	SS25UL		350	350	350	350	350	350								-40/+250					A-63
	221FR			500	500	500	500	500	500							-4/+212	J1527 R3/J1942	7840			A-64
Refrigerant	285		500		500	500	500	500								-22/+257	J2064 Type C				A-65
	244								500	500	350					-22/+257	J2064 Type B Class 1				A-66

A

B

C

D

E